



**U200 W** EZM 8



*Sinn*


SPEZIALUHREN ZU FRANKFURT AM MAIN





## CONTENTS

SINN SPEZIALUHREN ZU FRANKFURT AM MAIN	6-9
PERFECT DIVING WATCHES	10-11
GERMANISCHER LLOYD	12-15
<b>U200 W</b> EZM 8 – EXCLUSIVE SPECIAL EDITION IN WHITE	16-19
INSTRUCTIONS FOR USE	20-25
Ar-DEHUMIDIFYING TECHNOLOGY	26-27
TECHNICAL DETAILS	28-29
SERVICE	30-31





## DEAR CUSTOMER,

Since the company was founded in 1961, we have focused on the creation of high-quality mechanical watches. Nowadays, watch lovers associate innovation and patents with the name of SINN. And it's not just our diving watches that stand for high performance, robustness and durability, quality and precision.

These watches do, however, constitute an outstanding example of how we repeatedly push the limits of what can be achieved physically in development.

That's because we ask ourselves the question: what new technologies and materials can be used to make diving watches even more practical and safer?

It's often worth thinking outside the box to look at what is happening in other industries — for example, in submarine construction. It's not by chance, therefore, that the U1, U2, U200, U1000 and UX series should be made from a special steel — developed by ThyssenKrupp for the outer hulls of the Class 212, the most modern, non-nuclear submarine in the world. The outstanding features of this quality German steel are ideally suited for use in our diving watches, offering among other things the highest anti-magnetic qualities and unique resistance to seawater.

Only right, then, that we should work closely together with an independent company from the world of technical maritime safety. Germanischer Lloyd from Hamburg tests and certifies the features of our diving watches — including to European diving apparatus standard, something unique for this kind of watch.

I am delighted that you have decided to buy a SINN diving watch and hope that it will continue to give you pleasure for many years to come.

Yours sincerely,  
Lothar Schmidt

A handwritten signature in black ink, appearing to read 'Lothar Schmidt', written in a cursive style.

## SINN SPEZIALUHREN ZU FRANKFURT AM MAIN

It was back in 1961 that the pilot and blind-flying instructor Helmut Sinn founded the company. Since then, we have been committed to producing high-specification mechanical watches. In 1994, the graduate engineer Lothar Schmidt took control. This marked the beginning of a new era for the SINN brand, because the new owner took a decisive step towards more innovation. Under his leadership, new technologies and materials were introduced, thus providing the crucial incentives for our company's evolution and gradual emergence as an insiders' tip for lovers of fine watches. Today, our name stands for technical innovations, much to the delight of both the trade and our customers alike.



## All developments thoroughly tested

Take, for instance, the absolutely condensation-free and anti-reflective diving watch made of stainless steel — designed with HYDRO Technology. Other examples include a chronometer chronograph fashioned from a 22-carat gold alloy, which is as hard as stainless steel, and a chronometer whose resistance to magnetic interference is 20 times greater than normal. Or those models filled with protective gas and featuring an integrated dehumidifying capsule to counteract moisture infiltration and the ageing of the watch movement. This list would not be complete without mentioning the development of so-called Einsatzzeitmesser (EZM) watches for special police units and border guards, and the lubrication and tolerance technology that allows mechanical watches to perform at temperatures ranging from  $-45\text{ }^{\circ}\text{C}$  to  $+80\text{ }^{\circ}\text{C}$ . The 303 KRISTALL model passed the fire and ice test during the 1998 Yukon Quest sledge dog race that crosses the icy wilderness of Canada and Alaska, where temperatures are known to plunge to  $-40\text{ }^{\circ}\text{C}$ . The watch was strapped to the arm of some of the participants on top of their protective clothing. This was followed in 1999 by the 203 ARKTIS model. This diving chronograph passed its field test in the North Polar Sea with flying colours.



## Innovations and authentications

One of our most important inventions is the oil-free DIAPAL Technology, based on low-friction materials for the key functional parts of the watch, enabling them to run without lubrication. This technology was first employed in our jubilee model, the palladium alloy/white gold Frankfurt Financial District Watch. TEGIMENT Technology, with which SINN achieves a virtually scratch resistance surface hardness up to 1500 HV (Vickers hardness) for its stainless steel watches, represents another milestone. Other innovations include diving watches made from original submarine steel, as used in the construction of the outer shell of German class 212 submarines. Germanischer Lloyd, the world's biggest classification society providing marine safety services, has been testing the aspects of water and pressure resistance since 2005. Moreover, an official authentication process conducted by Germanischer Lloyd in 2006, SINN diving watches as diving gear for the very first time in the watch making sector and tested them in keeping with European diving equipment standards. The result: these timepieces passed the temperature resistance and functionality tests with a sensational success. All test results are authenticated with signature and seal.





## Ongoing advancement in technology and quality

Our top priority is always to develop watches which offer superior performance — both in daily and in professional use. Which is why our engineers are working continually to identify which innovative methods, materials and technologies are best suited for optimising our watches. Each new development first has to undergo rigorous practical tests before being incorporated. And no watch leaves our workshops before it has been subjected to thorough checking and fine adjustment by our master watchmakers.

## Workshop modifications and hand-engraving

From the robust case and the polished crystal through to elaborate refinements: we make sure that each and every detail in our watches is fit for purpose. The same applies to our workshop modifications. Only the perfect interaction of all components and technologies ensures that our watches can meet all its design specifications in full. For example: the SZ02 calibre of our U1000 diving chronograph. The 60 minute scale of the stop-minute counter is much simpler and more intuitive to read than the 30 minute scale commonly found in other watches. The hand engraving represents a highly personal form of refinement. If required, our specially trained master engraver can etch a name, initials, monograms or symbols onto the rotor, movement bridge and case back.





## PERFECT DIVING WATCHES

**Our watches are famous for their outstanding functionality. We consistently implement this principle in our accurate timepieces for pilots as well as in our diving watches. The technical development of such perfect time-keeping instruments is one of the greatest challenges for our engineers and watchmakers. During a dive, absolute water resistance, perfect readability in all lighting and water conditions and extreme durability are of life-saving importance.**

The diving watches of the U1, U2, UX, U200 and U1000 series meet these high standards down to the most minute detail. This is due to the fact that we develop these watches exclusively for their intended purpose – with the consequence that the form follows the primary function. Thus we ensure an extremely high standard of reliability, safety and practicality in everyday use.

## GERMANISCHER LLOYD CERTIFIES SINN DIVING WATCHES

**What does Germanischer Lloyd have to do with a watch manufacturer from Frankfurt am Main? The reputable institute examines and certifies our diving watches — according to various criteria. One testing process focuses on water-and pressure-resistance while a second centres on something that has not yet been seen in the watch industry: certification according to the European diving equipment norm!**

### **Water and Pressure Resistance Testing**

The background: the factor of time plays an important role in survival on every dive. For this reason, diving watches must be water resistant, reliable, robust, and guarantee perfect legibility under all light and water conditions. Additionally: for us, this certification is a natural extension of keeping our quality promise. What we tell customers about our watches is not just lip service, we prove it by putting it into action. Germanischer Lloyd has been testing our diving watches for water and pressure resistance already since 2005. According to these certification norms, the U1 and U1000 series are pressure resistant to 100 bar, the U2 and U200 series are pressure resistant to 200 bar and the UX series is actually even pressure resistant to any reachable diving depth. Germanischer Lloyd confirms the pressure security of this series to 12,000 meters and the movement to 5,000 meters diving depth. The test is repeated in regular intervals for all of these series in order to continue documenting their consistent quality.



**Certificate**  
**No. 77241-09 HH**

This is to certify that at request of Messrs. Sinn Spezialuhren zu Frankfurt am Main, Im Fildischen 5-7, 60489 Frankfurt,

a hydraulic pressure test on

2 diving watches  
of type line Sinn U200

representing serial number lot

1012.0001-1012.1000

has been performed on September 8<sup>th</sup>, 2009 with a nominal pressure of 200 bar, corresponding to a diving depth of 2000 m for a testing time of one hour. Additionally, a testing with a test pressure of 250 bar and a testing time of 15 minutes has taken place. The tests have been performed under survey of Germanischer Lloyd with officially calibrated pressure measuring devices.

There were no housing deformations noticed. The proper function of the watches has been determined and a subsequent examination has proved the leak tightness of the tested specimen.

Hamburg, 2009-09-10



Germanischer Lloyd  
confirms and certifies  
the pressure resistance.

### **Premiere: Certification According to European Diving Equipment Norms**

Can you demand the same of a diving watch as of breathing equipment during testing procedures? In order to answer this question, we contracted Germanischer Lloyd to officially certify the diving watches U1000, U1, U200, U2, UX and EZM 3 as diving equipment and test them according to the European diving equipment norm since 2006. The testing according to the European norms EN250 and EN14143 was absolutely new territory for both sides. These norms were created with regard to diving equipment and therefore cannot be conveyed one-to-one to watches. The experts at Germanischer Lloyd have therefore adapted them, defining two sets of testing. During the first test, they stored the timepieces for three hours at  $-20\text{ }^{\circ}\text{C}$ , then another three hours at  $+50\text{ }^{\circ}\text{C}$ . After each step, the watches were examined at both temperatures for rate precision and functional security. In a second test, the watches had to spend three hours at  $-30\text{ }^{\circ}\text{C}$  and three hours at  $+70\text{ }^{\circ}\text{C}$  with 95 % humidity. The result: temperature stability and perfect functioning were determined for the watches of the series U1000, U1, U200, U2 and EZM 3 after both tests, and certification was awarded. Because of the batteries and oil-filled cases, the watches of the UX series underwent an adaptation of the test at  $-20\text{ }^{\circ}\text{C}$  to  $+60\text{ }^{\circ}\text{C}$ .



**Certificate**  
**Nr. 77323-10 HH**

This is to certify that at request of Messrs. Sinn Spezialuhren zu Frankfurt am Main,  
Im Fällchen 5-7, 80489 Frankfurt,

temperature and functional tests on min.

**2 diving watches**  
**of type line Sinn U200**

**representing serial number lot**

**1012.0001-1012.1000**

have been performed on January 29<sup>th</sup>, 2010. The examinations are based on the requirements of European Standards EN250:2000 and EN14143:2003 for type examination of diving equipment at Zentrum für Sicherheitstechnik of BG Bau in Haan.

The proper function of the watches has been determined directly after 3 hours conditioning at -30°C and +70°C with 95% relative humidity.

Hamburg, 2010-03-25



*Dr. Stephan Hint*  
Dr. Stephan Hint

Germanischer Lloyd has confirmed and certified the type-based test of temperature resistance and functionality in accordance with the European diving device standards EN 250:2000 and EN 14143:2003.





## **U200** EZM8 – EXCLUSIVE SPECIAL EDITION IN WHITE

Clean, distinctive, highly functional. These are the characteristics of the U200 W diving watch. Its most outstanding characteristic: the white dial with luminous, glossy black indices and hands. White silicone strap with a black folding clasp. With the technical accoutrements you've come to expect. Such as a captive diver's bezel, a case made of German submarine steel with TEGIMENT Technology for optimal resistance to seawater and with a Black Hard Coating. A sure thing, under any conditions. This watch has been tested based on the European standards for diving equipment and is pressure resistant to a depth of 2000 meters. All this has been certified by Germanischer Lloyd, Hamburg.



### **German submarine steel guarantees seawater resistance**

First-class material quality makes this diving watch completely resistant to external influences. Thus the original German submarine steel guarantees seawater-resistance. This is precisely the steel used by Howaldtswerke-Deutsche Werft GmbH and Nordseewerke GmbH for the external hulls of the U212 class of the German Navy, which are currently the most advanced non-nuclear submarines in the world. In addition to seawater resistance, the steel is of the highest anti-magnetic quality and is extremely resistant to cracking.

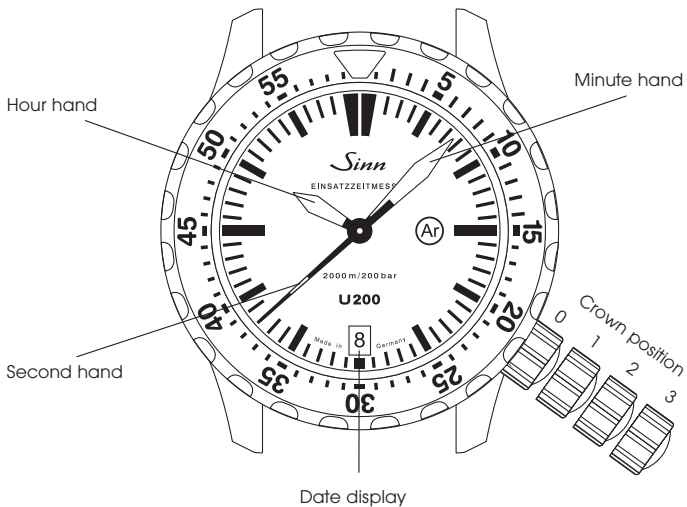
## **TEGIMENT Technology and the black hard coating**

Because the captive diver's bezel is subjected to extremely tough conditions, we have additionally tempered the German submarine steel using TEGIMENT Technology. In our diving watches with the black hard coating, this tempering with the TEGIMENT Technology forms the basis for the application of a PVD coating. We use the black hard coating only in conjunction with the TEGIMENT Technology. This means that the 2,000 HV (Vickers hardness) coating is applied to the tempered steel (1,500 HV) to prevent cracking (the "eggshell effect").

## **The captive diver's bezel**

To protect against unintended maladjustment, the diver's bezel may only be turned counter-clockwise and can easily be operated with diving gloves. Because the bezel plays a vital role in time measurement, it is an extremely sensitive safety feature. That's why we have protected our bezel against loss with a special construction. Our secure attachment differs significantly from the conventional snap-in mechanism: loss due to unfortunate impacts is practically impossible, because the captive bezel is securely fastened to the centre section of the case.

# INSTRUCTIONS FOR USE



### **To wind the watch (crown position 1)**

The crown is screwable (crown position 0). To loosen the crown, turn it *counter-clockwise*. The movement is wound by turning the crown *clockwise*. About 40 winds of the crown are generally enough to ensure its reliable functioning. Under normal circumstances, simply wearing the watch every day should suffice to keep the self-winding mechanism wound. The power reserve allows you to take off your watch overnight without having to rewind it.

### **Time adjustment (crown position 3)**

In crown position 3, the motion is paused. This helps you to set the watch precisely. For accurate time setting, we recommend moving the hand past the desired minute marker and then adjusting it *counter-clockwise*. Please make sure that the date changes at midnight and not at midday when adjusting the time. Move the hand forward until the date changes before you attempt to set the time. The movement restarts as soon as you leave crown position 3.

### **Quickset date adjustment (crown position 2)**

Set the crown in the position 2 and turn it *clockwise* until the correct date appears in the date display window.

**Please take care to fasten the crown after making adjustments.**

## ADJUSTING THE LENGTH OF THE WATCH STRAPS

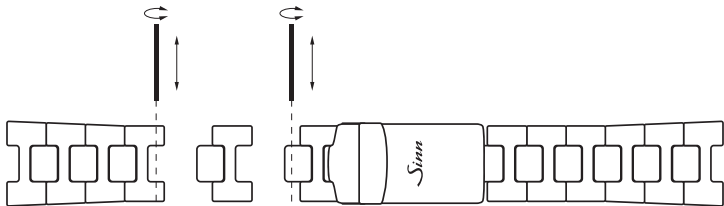
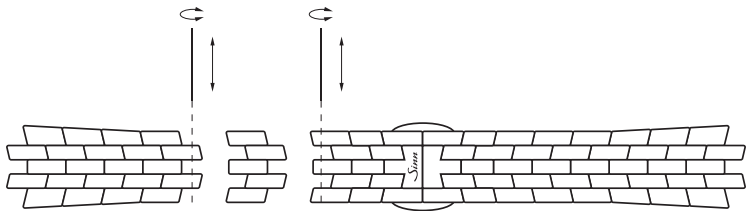
If you don't know how to shorten or lengthen the solid bracelet, please contact your SINN dealer or the watchmakers in our customer service department in Frankfurt am Main. Our customer service employees are also happy to help you on the telephone.

### **Adjusting the length of the solid bracelet**

To adjust the length of the bracelet, you will need a watchmaker's screwdriver or the SINN watchband replacement tool kit and AN 302-42 medium-strength threadlock adhesive.

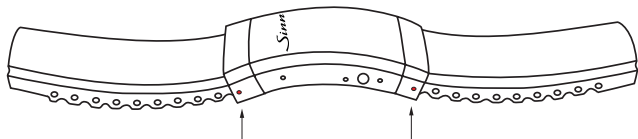
For optimal comfort, each side of the watchband should contain the same number of links. If you choose to remove an uneven number of links, the upper portion of the watchband (on the 12 o'clock side) should be longer. For example: If you want to shorten the bracelet by removing a total of three links, you should remove two from the 6 o'clock side and just one from the 12 o'clock side. When they leave the factory, the solid bracelets have the same number of links on the 12 o'clock side and the 6 o'clock side. If you have requested a shorter length, please be sure to check the number of links on each side before making any additional changes.

1. Remove the screws on the side of the link you wish to remove, or at the point where you wish to add a link.
2. Remove the excess link or insert the new one.
3. Before replacing the screw, add a small drop (not too much!) of the threadlock adhesive to the screw thread.

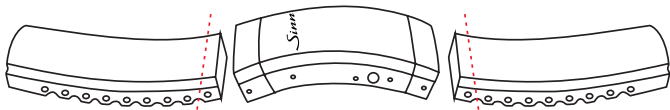


## Adjusting the length of the silicone strap

1. Measure the circumference of the arm or wrist on which you wear your watch. Disconnect the silicone strap from the clasp. To do so, push the spring bar out of the hole in the clasp using the "pin side" of the watch band changing tool. The other side of the spring bar can be removed without pressing it down, so that you can disconnect the strap from the clasp.



2. Try on the strap to ensure that it fits before you cut it off. Cut the disconnected silicone strap using a knife or scissors at the measured length, in the center between the two metal pins (see figure). Caution: We recommend that you cut carefully little by little until you reach the desired length, so that you do not cut the silicone strap too short.

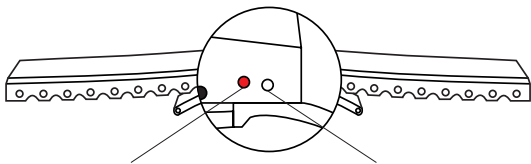
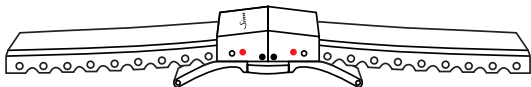


3. Remove the first metal pin and replace it with the spring bar. Then reattach the strap to the clasp.



## How to install the strap with a small butterfly clasp

There are two ways of installing the spring bar using the small butterfly clasp. We recommend inserting the bar in the opening shown here in red. Should the silicone strap be too tight, use the second option (shown here in white).



Option 1

Option 2

If you want to shorten the overall length of the silicone strap, refer to steps 1 to 3.

## Ar-DEHUMIDIFYING TECHNOLOGY

### Indication colours of the drying capsule



Pale blue

up to 25 %  
saturation



Light blue

up to 50 %  
saturation



Medium blue

up to 75 %  
saturation



Dark blue

up to 100 %  
saturation



Initial condition



Drying capsule  
saturated

The colour scale for the Ar-Dehumidifying Technology: the capsule continues to absorb moisture until the darkest colouration is reached.

### **Perfect freedom from fogging**

All watches in this series are water-resistant as per DIN 8310. But even with watertight instruments, the air enclosed in the case contains water in a gaseous state. And air can also penetrate the seals and acrylic glasses. When the water vapour in the case condenses into liquid, the instruments are impossible to read. To prevent this from happening, we have developed the Ar-Dehumidifying Technology. The combination of a special drying capsule, EDR seals (**e**xtr**e**m**e** **d**iffusion **r**eduction) and a filling of protective gas guarantee that the crystal remains free from fogging, even in difficult conditions.

### **Longer service intervals**

The sophisticated Ar-Dehumidifying Technology considerably retards the aging process of the watch's inner workings and keeps the movement functioning properly for longer. That is why we issue a three year warranty on all our watches featuring Ar-Dehumidifying Technology. When the drying capsule is saturated (indicated by a deep blue colour, refer to picture on the left side), we recommend you have it exchanged so you can continue to enjoy all the advantages of the Ar-Dehumidifying Technology (enhanced reliability, longer maintenance intervals).



Luminous

# TECHNICAL DETAILS

## Mechanical Movement

- Calibre ETA 2824-2
- Self-winding mechanism
- 25 bearing jewels
- 28,800 semi-oscillations per hour
- Shock resistant as per DIN 8308
- Anti-magnetic as per DIN 8309
- Functionally from  $-45^{\circ}\text{C}$  up to  $+80^{\circ}\text{C}$

## Functions

- Hours, minutes, seconds
- Date display
- Diver's bezel with luminous triangle

## Watch Case

- Case made of German submarine steel
- Crown screwable
- Sapphire crystal glass
- Captive diver's bezel
- Ar-Dehumidifying Technology
- Black Hard Coating
- Case diameter 37 mm
- Strap lug width 18 mm

## Tests and Certification

- Tested and based on European diving equipment standards EN250 / EN14143 and certified by Germanischer Lloyd, Hamburg
- Pressure resistant to 2,000 meters diving depth (200 bar), certified by Germanischer Lloyd, Hamburg
- According to technical demands of diver's norm DIN 8306
- Water-resistant as per DIN 8310
- Low pressure resistant



## SERVICE

### **General advice**

To preserve the water resistance for as long as possible, the watch should be rinsed whenever it has been in contact with seawater, chemicals, etc. If your watch is frequently worn in/under water, we recommend having its water resistance checked at yearly intervals.

The watch is designed to withstand high levels of mechanical wear and tear and is shock resistant as per DIN 8308. Nevertheless, it goes without saying that continual mechanical stress in the form of impacts or vibration will affect its durability. Care should therefore be taken to protect your watch from unnecessary wear and tear. It is only possible to judge how well the watch keeps time after it has been in operation for approximately eight weeks, since it takes that long for the working mechanism to become adjusted, especially in view of the fact that everybody has different lifestyles and habits. In the event of any excessive deviation, please keep a day-to-day record of its timekeeping over a period of about one week, for example.

### **Do you have any questions?**

Our employees will be pleased to advise you. Simply get in contact with us. We look forward to talking to you.

Telephone: + 49 (0) 69 / 97 84 14 - 400

Telefax: + 49 (0) 69 / 97 84 14 - 401

E-mail: [kundendienst@sinn.de](mailto:kundendienst@sinn.de)



**Should you send your watch in to customer service, we need to ensure the process goes smoothly, the following information:**

- Name, address, e-mail address and fax number (where applicable) and a daytime telephone number.
- A detailed description of the problem: Exact nature of the defect? At what time does the problem arise? How often does the problem occur?
- Wherever possible, please state the date of purchase and your customer no. (indicated on the invoice) or enclose a copy of the invoice.

For information about the process, please refer to the section entitled "Repairs" in our "General Terms and Conditions of Business". You'll find our "General Terms and Conditions of Business" on our website [www.sinn.de/en](http://www.sinn.de/en). We will be pleased to send you a copy of the "General Terms and Conditions," or you can contact our customer service department directly. For insurance reasons, we strongly recommend sending us any return goods by registered parcel post. As an alternative for customers in Germany, there is also the option of a collection service covered by transport insurance, on request. To ensure your request is dealt with smoothly, please call our customer service department! We regret that we are unable to accept deliveries with unpaid postage!

**Please send your watch to the following address:**

Sinn Spezialuhren GmbH  
Kundendienst  
Im Földchen 5-7  
60489 Frankfurt am Main  
Germany

You can also find comprehensive information about SINN, our watches and technologies at [www.sinn.de/en](http://www.sinn.de/en).

A vibrant underwater scene featuring a large, branching coral structure in shades of blue and purple. Several small, bright orange fish are swimming in the clear blue water. The background is dark, suggesting a deep-sea environment.

# Sinn

SPEZIALUHREN ZU FRANKFURT AM MAIN

Im Földchen 5-7 · 60489 Frankfurt/Main  
Telefon + 49 (0) 69-97 84 14-200 · Fax-201  
<http://www.sinn.de> · [vertrieb@sinn.de](mailto:vertrieb@sinn.de)

© Sinn Spezialuhren GmbH

2. Auflage / 2nd Edition  
04 2011

Technische Änderungen vorbehalten.  
Subject to changes technical specifications.



