



103 St C




Sinn

SPEZIALUHREN ZU FRANKFURT AM MAIN



CONTENTS

SINN SPEZIALUHREN ZU FRANKFURT AM MAIN	8-13
103 St C	14-15
INSTRUCTIONS FOR USE	16-17
USING THE CHRONOGRAPH TO MEASURE TIME	18
USING THE PILOT'S BEZEL TO MEASURE TIME	19
ASSEMBLING AND ADJUSTING OF STRAPS	20-23
TECHNICAL DETAILS	24-25
ADVICE	26-27
SERVICE	28-29





DEAR CUSTOMER,

We know from numerous conversations that the people who buy our watches do so out of conviction. This includes people with a pronounced affinity to technology who are fascinated, for example, by the solutions we have devised for protection from magnetic fields and scratch resistance. Some of our customers, such as divers, pilots and the German GSG 9 special police unit, rely on their watches in their respective careers because their lives depend on it.

They all swear by the performance, resilience and durability, as well as the quality and precision of our watches. That is why the world's largest classification society DNV GL (formerly Germanischer Lloyd, Hamburg) regularly tests and certifies the water and pressure resistance of our diving watches.

Selected pilot watches are tested and certified by independent institutions according to the DIN 8330 Horology – Aviator watches in an extensive and complex type and unit verification process. This ensures that a DIN 8330-compliant pilot watch is a suitable all-round replacement for the on-board timekeeping instruments available to pilots. Functionality is our top priority and ultimately determines the design. Only the technical features that are really needed can be found on our watches. Because we believe that products have to speak for themselves.

The basic question that we ask ourselves is: which innovative technologies and materials can be employed for our craft and provide solutions for rendering our watches even more practical for everyday use? It is often worth indulging in a little lateral thinking to see what is going on in other industrial sectors or fields of science. We repeatedly go to the limits of physical resources to upgrade our watches – with the aim of making what’s good even better. Most of our best developments are yet to come!

I am delighted that you have decided to buy a SINN timepiece and hope that it will continue to give you pleasure for many years to come.

Yours sincerely,

A handwritten signature in black ink, appearing to read 'L. Schmidt', with a stylized flourish at the end.

Lothar Schmidt

GREETING FROM JENS KOCH



Congratulations on purchasing a Sinn 103 St C, limited to 100 pieces! The C in the model name stands for the watch magazine Chronos, which is joining Sinn in celebrating the brand's classic pilot watches with this limited-edition model. This watch is based on models 101 and 102 from the early 1970s, which also provided the basis for today's Sinn 103. The Valjoux 7733 and Valjoux 236 hand-wound calibres used in these watches featured a beautiful bicompass arrangement, with the small seconds dial on the left and the minute counter on the right. The clarity of the dial was ensured by dispensing with date or weekday displays. Sinn accentuated the symmetry of some models by adding silver counters. Our aim was to revive this part of the Sinn tradition. Fortunately, a movement was recently developed that allows precisely that: the automatic calibre SW 510 BH b by Swiss movement manufacturer Sellita. Sinn agreed to install the movement for the first time in this special edition. Nothing more could stand in the way of the traditional bicompass dial design with bright subdials. To remain faithful to the original, we opted for high-domed acrylic glass and non-screw push-pieces. But Sinn is known for its functional and robust watches, which is why the 103 St C is

waterproof up to 20 bar (200 metres deep) and resistant to low pressure – despite its retro look.

I hope you enjoy this very special watch.

A handwritten signature in black ink, appearing to read 'Jens Koch'. The signature is fluid and cursive, with the first name 'Jens' written in a larger, more prominent script than the last name 'Koch'.

Jens Koch, editor of Chronos



Sinn

ENGINEERING OF TECHNOLOGY ON WHEEL

Sinn

www.sinn.com

SINN SPEZIALUHREN ZU FRANKFURT AM MAIN

It was back in 1961 that pilot and blind-flying instructor Helmut Sinn founded the company. Since then, we have been committed to producing high-specification mechanical watches. In 1994, the graduate engineer Lothar Schmidt took over the company. This marked the beginning of a new era for the SINN brand, because the new owner took a decisive step towards more innovation. Under his leadership, new technologies and materials were introduced, thus providing the crucial incentives for our company's evolution and gradual emergence as an insider's tip for lovers of fine watches. Today, our name stands for technical innovations – much to the delight of both the trade and our customers alike.

Technical innovations

Take, for example, the absolutely condensation-free, anti-reflective, German Submarine Steel diving watch – made possible by HYDRO Technology. Other examples include a chronometer chronograph fashioned from a 22-carat gold alloy that is as hard as stainless steel and a chronometer with a magnetic resistance of up to 80,000 A/m. There are also watches with a clockwork mechanism optimally protected from aging by an inert gas and integrated dehumidifying capsule. The list would not be complete without mentioning the development of mission timers (Einsatzzeitmesser or EZM in German) for firefighters, for special police units and border patrol guards. DIAPAL is one of our most important technological developments, with oiling no longer needed for the most important functions in the watch thanks to the materials we select. This technology was first used in 2001. With the aid of TEGIMENT Technology, we achieve greatly increased scratch resistance through surface hardening.

Ongoing advancement in technology and quality

Our top priority has always been to develop watches that offer superior performance – both in daily and in professional use. Which is why our engineers are working continually to identify which innovative methods, materials and technologies are best suited for optimising our watches. Each new development has to first undergo rigorous practical tests before being incorporated. And no watch leaves our workshops before it has been subjected to thorough checking and fine adjustment by our master watchmakers.

Innovations in endurance testing

The world's largest classification society for maritime safety DNV GL (formerly Germanischer Lloyd, Hamburg), has been testing our diving watches for pressure and water resistance since 2005. As part of DNV GL's official certification process, our diving watches have been treated as part of diving equipment since 2006 and tested and certified in accordance with European diving equipment standards. This is unparalleled in the watch industry. Selected pilot watches are tested and certified by independent institutions according to the DIN 8330 Horology – Aviator watches in an extensive and



complex type and unit verification process. This ensures that a DIN 8330-compliant pilot watch is not only a suitable all-round replacement for the on-board timekeeping instruments available to pilots, but is also capable of remaining unaffected by the physical stresses of flight, posing no risk potential for the crew or aircraft, and demonstrating compatibility with other on-board instruments.

The Temperature Resistance Technology keeps mechanical watches performing at temperatures ranging from -45°C to $+80^{\circ}\text{C}$. This technology has proven its worth in the EZM 10 TESTAF, for example, used as part of the official approvals procedure for Airbus Helicopters (formerly Eurocopter) EC 145 T2 high-performance helicopter. The 303 CRYSTAL is impressive proof of the functional reliability of our watches under the toughest climatic conditions. Equipped with Temperature Resistance Technology, the chronograph passed the acid test at the Yukon Quest, the world's most demanding dogsled race. The 203 ARCTIC passed its Arctic endurance test on the wrist of extreme diver Mario M. Weidner, withstanding all dives in the freezing cold waters of the Arctic Ocean above 81 degrees latitude. Both watches were worn on top of protective clothing. The real test was in the extreme temperature fluctuations between water and land – a test that the 303 CRYSTAL and the 203 ARCTIC passed with flying colours.

Image: All of the technical details of our watches are documented by tests. This system of assessment has been specially designed for certification of the pressure resistance of our diving watches by DNV GL (formerly Germanischer Lloyd, Hamburg), the world's largest classification society for maritime safety.

Workshop modifications

From the robust case and the polished crystal to the exquisitely decorated movement, we make sure that each and every detail in our watches is fit for purpose. In addition to our technology, the heart of any SINN watch is the fascinating mechanical movement. That is why we rely only on selected renowned manufacturers.

“SZ movements” is the name given to our movement modifications. The results are high-quality calibres characterised by impressive features. An example of this is the SZ04 with regulateur for the 6100 REGULATEUR series.

The EZM 1.1 and the model series 140 and EZM 10 uses our proprietary chronograph development, the SZ01. It was modelled on the Lemania 5100 calibre used in the EZM 1. One of the biggest differences between the SZ01 and the Lemania 5100 is the former’s stopwatch minute display. This feature now makes it even easier and quicker to record stop times more accurately. This development is based on the Valjoux 7750 calibre. The aim of this modification was to significantly improve the readability of the chronograph function.

The SZ calibres 02, 03 and 05 are a modification of the SZ01 movement, characterized by an off-center 60-minute counter. The 60-minute scale of the stopwatch minute counter is much simpler and more intuitive to read than the 30-minute scale commonly found in other watches.





103 St C

Black anodised aluminium rotating bezel, high-domed acrylic glass: the roots of this exclusive special edition for the specialist watch magazine Chronos run deep into the traditional pilot chronographs of the 1960s.

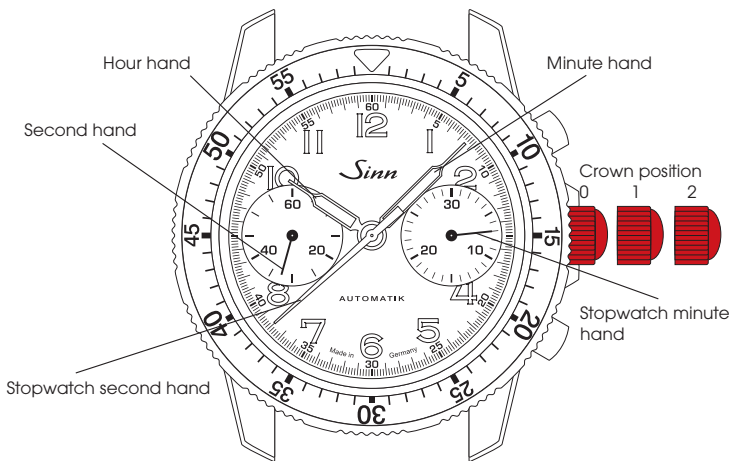
What immediately catches the eye of any connoisseur is the clearly designed dial. *Reverse panda* is the name given to the striking contrast between the matt silk, black electroplated dial and silver counters, which are modelled on the iconic *panda dials*. With their light dials and black counters, the focus of these mid-last-century classics was entirely on improved readability.

The silver *reverse panda* counters for the stopwatch minutes and the sweep second hand on the 103 St C capture this clear readability in their reversed colours. The pilot's bezel can also be used to read off stop times of up to one hour.

By reducing the number of counters to two horizontally arranged bicompass subdials, the result is a balanced dial design with an additional elaborate detail: finely grooved counters that have been hollowed out to make them recessed. The case itself is made of polished stainless steel with a satinised back.

The overall impression of a classic pilot chronograph, whose production we have limited to 100 pieces in tribute to its history, is perfected by the brown vintage-style cowhide strap with black decorative stitching.

INSTRUCTIONS FOR USE



Winding the watch (crown position 1)

The crown is screwable (crown position 0). To loosen the crown, turn it *counter-clockwise* (crown position 1). The movement is wound by turning the crown *clockwise*. About 40 winds of the crown are generally enough to ensure reliable functionality. Under normal circumstances, simply wearing the watch every day should suffice to keep the self-winding mechanism wound. The power reserve allows you to take off your watch overnight without having to re-wind it.

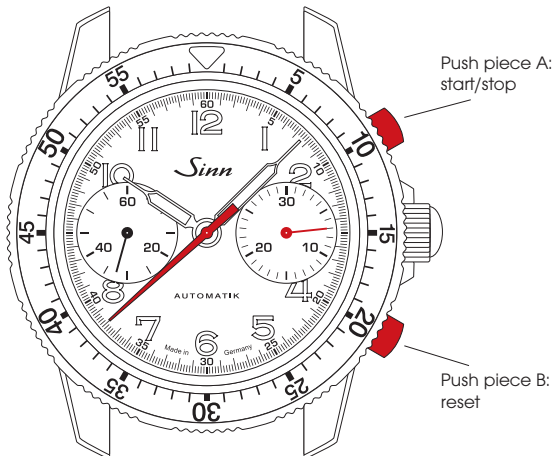
Time adjustment (crown position 2)

In crown position 2, the motion is paused. This helps you to set the watch precisely. Please make sure the date changes at midnight and not at midday. Just move the hands forward until the date changes. Afterwards you attempt to set the time. We recommend moving the hands past the desired minute marker and then adjusting it backwards. The movement restarts as soon as the crown is no longer in position 2.

Please take care to fasten the crown after making adjustments.


USING THE CHRONOGRAPH TO MEASURE TIME

The chronograph is operated by means of buttons A and B. The measurement starts when button A is pressed once. Pressing this button again stops the measurement. The measurement is resumed by pressing button A once more. This allows you to add up and record the cumulative time. Button B resets the hands of the chronograph to zero.



USING THE PILOT'S BEZEL TO MEASURE TIME

The pilot's bezel can be moved manually in both directions. The triangle glows in the dark. It can be used in a number of ways, including to measure important lengths of time. For example, you can set the marking to the beginning of the time span to be measured, or you can use it to indicate the end of a given span of time.



ASSEMBLING AND ADJUSTING OF STRAPS

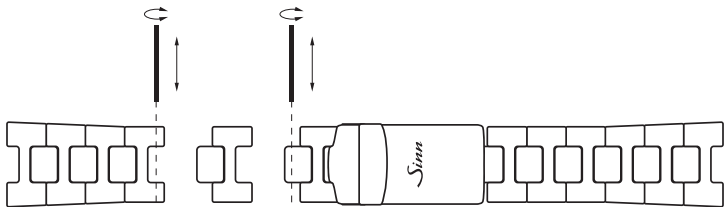
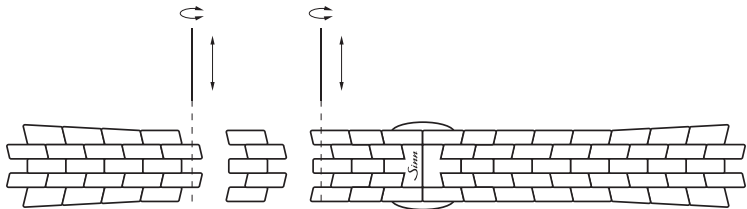
If you are not sure how to assemble, shorten or lengthen the watch straps, please contact your specialist SINN retailer directly or one of our watchmakers in customer service in Frankfurt am Main. We would also be happy to help you over the telephone.

Adjusting the length of the solid bracelet (optional)

Determine the relative lengths of the two sides before adjusting the length of the bracelet. To ensure maximum comfort, both sides of the bracelet should contain the same number of links. If this is not possible, the top bracelet strap (above the 12 on the clock) should be longer.

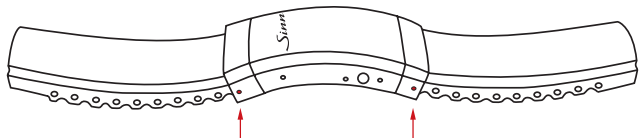
It is not necessary to detach the solid bracelet from the watch or the clasp.

1. Loosen the screws on the side of the bracelet link which is to be removed or added.
2. Remove the superfluous bracelet link or insert a new one.
3. Before screwing tight, add a small drop (no more!) of thread-locker (AN 302-42 medium-tight) to the thread of the bracelet screw.

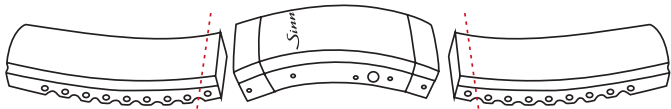


Adjusting the length of the silicone strap (optional)

1. Release the silicone band from the clasp. To do so, use the pointed end of the band replacement tool to push the spring bar out of the fastener. The other side of the spring bar can be removed while the fastener is open, enabling you to remove the silicone band.



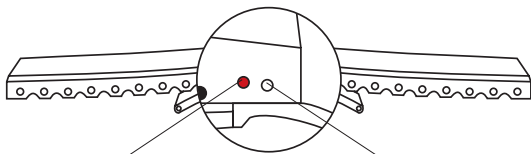
2. Using a knife or scissors, cut the silicone band in the middle between two metal pins. You should shorten the band symmetrically and little by little, starting from the clasp, until you have reached the desired length. Test the length from time to time before proceeding. Shortening both ends by the length of one metal pin results in a total difference of 10 mm in the length of the strap; shortening one end reduces the length by 5 mm.



3. Remove the first metal pin and replace it with the spring bar. Then reattach the clasp to the band.

Assembling the butterfly folding clasp as follows (optional)

We recommend first inserting the bar at the red marker, as per the illustration. If the silicone strap is too tight, use the option shown in the illustration by the white marker.



Hole for spring bar:
Tight-fitting strap

Hole for spring bar:
Extend strap

If you want to shorten the overall length of the silicone strap, refer to steps 1 to 3 in chapter “Adjusting the length of the silicone strap”.



Luminous

TECHNICAL DETAILS

Mechanical Movement

- SW 510
- Self-winding mechanism
- 27 bearing jewels
- Seconds stop function
- 28,800 semi-oscillations per hour
- Shock-resistant as per DIN ISO 1413
- Anti-magnetic as per DIN 8309

Watch Case

- Stainless steel, polished
- Shock-proof acrylic glass on front
- Stainless steel back, screw-fastened
- Crown screwable
- Meet the technical requirements for waterproofness, as set out in standard DIN 8310
- Pressure-resistant up to 20 bar
- Resistant to low pressure at high flight altitudes
- Band lug width 20 mm
- Case diameter 41 mm

Functions

- Hours, minutes, subsidiary seconds
- Chronograph
- Pilot's bezel with luminous key mark
- Hands and numbers coated with luminescent colour



ADVICE

Water resistance

In its original condition, your watch fulfils the technical requirements of water resistance according to DIN 8310. The static compressive stress of your watch is given in bar. Each and every one of our watches is tested for water resistance. However, in everyday use it is important to note that seals can suffer from wear and ageing over time due to a wide range of factors which arise when wearing a wristwatch. We therefore recommend having the water resistance checked at least once a year. To ensure your watch retains its water resistance for as long as possible, rinse it with tap water if it comes into contact with seawater, chemicals or the like. Continual mechanical stress in the form of shocks and vibrations can also not only reduce water resistance, but also increase wear and tear of the movement. Care should therefore be taken to protect your watch from unnecessary impacts.

Accuracy

The measured results of the watch's rate are always "snapshots" taken under laboratory conditions. For this reason, we also take each owner's individual movements into account when making a specific regulator correction. It is therefore only possible to judge the accuracy of your watch after it has been in operation for approximately eight weeks. In the event of a deviation, please keep a daily record of its timekeeping over an extended period, for example one week.

Do you have any questions? Our employees will be pleased to advise you.

Telephone: + 49 (0)69/97 84 14-400

Telefax: + 49 (0)69/97 84 14-401

E-mail: service@sinn.de



SERVICE

Does your SINN watch need an inspection, repair, retrofitting or reconditioning?

If possible, please use our service order form. For information about our service order form, please refer to the section entitled "Customer Service" on our website www.sinn.de/en and to the section entitled "Servicing and repairs" in our general terms and conditions at www.sinn.de/en. We would be happy to send you a copy of the general terms and conditions.

Our international partners generally offer on-site service. However, should they be unable to provide a certain service, they will organise the safe dispatch and return of the SINN watch to our manufactory in Germany. Please be aware that our partners will wait until they have a sufficient number of SINN watches before they post a shipment, in order to keep transport costs and customs duties to a minimum. This will increase the processing time.

Alternatively, you can send your SINN watch to us directly. You will be required to cover the postage costs for the delivery and return shipment, which vary depending on the country. For insurance reasons, we strongly recommend sending us any return goods by registered parcel post. We regret that we are unable to accept deliveries with unpaid postage!

In case you have a chance to drop off your watch directly at our office in Frankfurt am Main we look forward to your visit. Please make a note of our opening times.

For information about our service, please refer to the section entitled "Customer Service" on our website www.sinn.de/en or +49 (0)69 / 97 84 14-400.

Sinn

SPEZIALUHREN ZU FRANKFURT AM MAIN

© Sinn Spezialuhren GmbH

1. Auflage / 1st Edition

10 2018

Technische Änderungen vorbehalten.

Technical specifications are subject to changes.

