



SERIES **U50** HYDRO

Sinn

SPEZIALUHREN ZU FRANKFURT AM MAIN



CONTENTS

SINN SPEZIALUHREN ZU FRANKFURT AM MAIN	6-11
DNV CERTIFIES SINN DIVING WATCHES	12-15
SERIES U50 <u>HYDRO</u>	16-19
INSTRUCTIONS FOR USE	20-21
USING THE DIVER'S BEZEL TO MEASURE TIME	22-23
ASSEMBLING AND ADJUSTING OF STRAPS	24-33
TECHNICAL DETAILS	34-35
ADVICE/SERVICE	36-39





DEAR CUSTOMER,

Since the company was founded in 1961, we have focused on the creation of high-quality mechanical watches. Nowadays, watch lovers associate innovation and patents with the name of Sinn Spezialuhren. And it's not just our diving watches that stand for high performance, robustness, and durability, quality and precision.

These watches do, however, constitute an outstanding example of how we repeatedly push the limits of what can be achieved physically in development.

We are driven by the question of which new technologies and materials can be used to make diving watches safer and more suitable for everyday use.

It is often worth indulging in a little lateral thinking to see what is going on in other industrial sectors or fields of science. It is therefore no coincidence that the series U1, U2, U50, U212 and UX are made of high-strength, seawater-resistant German Submarine Steel. We also demonstrate a high level of expertise with the goldbronze alloy developed by us for the models T50 GBDR and T50 GOLDBRONZE. Due to the exceptionally high degree of purity, there is improved skin compatibility and increased corrosion resistance to seawater compared to conventional bronze alloys.

Fittingly, we work closely with an independent company specialising in technical maritime security. The world's largest classification society DNV (formerly Germanischer Lloyd, Hamburg) checks and certifies the diving-watch data - including compliance with European diving device standards, which is unique in the watch industry.

I am delighted that you have decided to buy a SINN diving watch and hope that it will continue to give you pleasure for many years to come.

Yours,

A handwritten signature in black ink, appearing to read 'L. Schmidt', with a stylized flourish at the end.

Lothar Schmidt



Sinn

SPECIALISIEREN SIE TRAUEREI AM MAIN

Sinn

SPECIALISIEREN SIE TRAUEREI AM MAIN

SINN SPEZIALUHREN ZU FRANKFURT AM MAIN

It was back in 1961 that pilot and blind-flying instructor Helmut Sinn founded the company. Since then, we have been committed to producing high-specification mechanical watches. In 1994, the graduate engineer Lothar Schmidt took over the company. This marked the beginning of a new era for the SINN brand, because the new owner took a decisive step towards more innovation. Under his leadership, new technologies and materials were introduced, thus providing the crucial incentives for our company's evolution and gradual emergence as an insider's tip for lovers of fine watches. Today, our name stands for technical innovations – much to the delight of both the trade and our customers alike.

Technical innovations

Take, for example, the absolutely condensation-free, anti-reflective, German Submarine Steel diving watches – made possible by HYDRO Technology. Other examples include a chronometer chronograph fashioned from a 22-carat gold alloy that is as hard as stainless steel and a chronometer with a magnetic resistance of up to 100 mT (= 80,000 A/m). There are also watches with a clockwork mechanism optimally protected from aging by an inert gas and integrated dehumidifying capsule. The list would not be complete without mentioning the development of mission timers (Einsatzzeitmesser or EZM in German) for firefighters, for special police units and border patrol guards. DIAPAL is one of our most important technological developments, with oiling no longer needed for the most important functions in the watch thanks to the materials we select. This technology was first used in 2001. With the aid of TEGIMENT Technology, we achieve greatly increased scratch resistance through surface hardening.

Ongoing advancement in technology and quality

Our top priority has always been to develop watches that offer superior performance – both in daily and in professional use. Which is why our engineers are working continually to identify which innovative methods, materials and technologies are best suited for optimising our watches. Each new development has to first undergo rigorous practical tests before being incorporated. And no watch leaves our workshops before it has been subjected to thorough checking and fine adjustment by our master watchmakers.

Innovations in endurance testing

The world's largest classification society for maritime safety DNV (formerly Germanischer Lloyd, Hamburg), has been testing our diving watches for pressure and water resistance since 2005. As part of DNV's official certification process, our diving watches have been treated as part of diving equipment since 2006 and tested and certified in accordance with European diving equipment standards. This is unparalleled in the watch industry. Selected pilot watches are tested and certified by independent institutions according to the DIN 8330 Horology – Aviator watches in an extensive and complex type and unit verification process.



This ensures that a DIN 8330-compliant pilot watch is not only a suitable all-round replacement for the on-board timekeeping instruments available to pilots, but is also capable of remaining unaffected by the physical stresses of flight, posing no risk potential for the crew or aircraft, and demonstrating compatibility with other on-board instruments.

The Temperature Resistance Technology keeps mechanical watches performing at temperatures ranging from $-45\text{ }^{\circ}\text{C}$ to $+80\text{ }^{\circ}\text{C}$. This technology has proven its worth in the EZM 10 TESTAF, for example, used as part of the official approvals procedure for Airbus Helicopters (formerly Eurocopter) EC 145 T2 high-performance helicopter. The 303 KRISTALL is impressive proof of the functional reliability of our watches under the toughest climatic conditions. Equipped with Temperature Resistance Technology, the chronograph passed the acid test at the Yukon Quest, the world's most demanding dogsled race. The 203 ARKTIS passed its Arctic endurance test on the wrist of extreme diver Mario M. Weidner, withstanding all dives in the freezing cold waters of the Arctic Ocean above 81 degrees latitude. Both watches were worn on top of protective clothing. The real test was in the extreme temperature fluctuations between water and land – a test that the 303 KRISTALL and the 203 ARKTIS passed with flying colours.

Image: All of the technical details of our watches are documented by tests. This system of assessment has been specially designed for certification of the pressure resistance of our diving watches by DNV (formerly Germanischer Lloyd, Hamburg), the world's largest classification society for maritime safety.

Workshop modifications

From the robust case and the polished crystal to the exquisitely decorated movement, we make sure that each and every detail in our watches is fit for purpose. In addition to our technology, the heart of any SINN watch is the fascinating mechanical movement. That is why we rely only on selected renowned manufacturers.

“SZ movements” is the name given to our movement modifications. The results are high-quality calibres characterised by impressive features. An example of this is the SZ04 with regulateur for the 6100 REGULATEUR series.

The model series 140 and model 717 uses our proprietary chronograph development, the SZ01. It was modelled on the Lemania 5100 calibre used in the EZM 1. One of the biggest differences between the SZ01 and the Lemania 5100 is the former's stopwatch minute display. This feature now makes it even easier and quicker to record stop times more accurately. The aim of this modification was to significantly improve the readability of the chronograph function.

The SZ calibres 02, 03, 05 and 06 are a modification of the SZ01 movement, characterized by an off-center 60-minute counter. The 60-minute scale of the stopwatch minute counter is much simpler and more intuitive to read than the 30-minute scale commonly found in other watches.



DNV CERTIFIES SINN DIVING WATCHES

So what does DNV (formerly Germanischer Lloyd) have to do with a watch manufacturer from Frankfurt am Main? The renowned company tests and certifies our diving watches according to a variety of criteria. One test focuses on water resistance and pressure resistance, while a second test procedure covers something never done before in the watchmaking industry: certification in accordance with the European standards for diving equipment!

Testing for water resistance and pressure resistance

In each dive, time plays a crucial role in survival on every dive. Diving watches must therefore be water-resistant, reliable and durable, and guarantee perfect readability in all lighting and water conditions. The information we provide about our diving watches is thus not merely captured in words, but proven in practice as well. Since 2005, DNV has been testing our diving watches for water resistance and pressure resistance. In accordance with these certification standards, the 206 ARKTIS II and 206 St Ar are pressure-resistant to 30 bar, the T50, U50, EZM 3, EZM 13 and EZM 13.1 are pressure-resistant to 50 bar, the T1, U1, U212 and the U1000 series are pressure-resistant to 100 bar, the T2, U2 and U200 series are pressure-resistant to 200 bar while the U50 HYDRO and UX series are pressure-resistant to 500 bar. The tests are repeated at regular intervals on all of these watches in order to document the consistency of the quality.

TEST CERTIFICATE

 Certificate No:
A1444295-1E

Particulars of Manufacturer

Manufacturer: **Sinn Spezialuhren zu Frankfurt am Main**
 Address: **Wilhelm-Fay-Straße 21,
 65936 Frankfurt am Main,
 Germany**

This is to certify:

That for the diving watch type line: **SINN US0 HYDRO**
 representing the lot of serial nos: **1051.0001-1051.2000**

8 diving watches have been tested on basis of the relevant requirements of:
 DNV Rules for Classification of Underwater Technology, DNV RU UW1,
 Diving apparatus: Open-circuit self-contained compressed air diving apparatus EN250:2014,
 Self-contained re-breathing diving apparatus EN14143:2013.

Temperature resistance and functional testing

The proper function of the watches could be determined directly after 3 hours of conditioning at -30°C as well as at +70°C and 95% relative humidity, respectively. Examinations were carried out in accordance with the requirements of the European standards EN250:2014 and EN14143:2003, as applicable to the EU Type-Examination of diving apparatus and were performed at the Zentrum für Sicherheitstechnik der BG Bau in Haan, Germany, as confirmed by test report no. 23-1.0375, dated on 2023-10-26.

External pressure testing

Hydraulic pressure tests have been performed under supervision of an authorised representative of DNV GL SE using officially calibrated pressure gauges on 2023-09-12. Testing was carried out as stated below.

Test pressure / Corresponding water depth: **500 bar / 5000msw**
 Cycles x Holding time: **1 x 1h**
 Test media: **Fresh water**

After pressure testing, no watch case deformations could be noticed. The proper function of the watches has been determined and a subsequently performed examination proofed the leak tightness of the tested specimen during the pressure test.

Issued at **Hamburg, Germany** on **2023-10-27**

for **DNV**



Digitally Signed By: **Mohamed Khalife**
 Location: **DNV GL Hamburg, Germany**
 Signing Date: **19/10/2023**

Mohamad Khalife
Inspection Engineer
Underwater Technology

Stamp This document has been digitally signed and will therefore not have handwritten signatures

DNV has confirmed and certified the pressure resistance.

A premiere: certification in accordance with European diving device standards

In a standardised test situation, will a diving watch deliver the same reliable performance as, say, a breathing apparatus? To answer this question, we were the first who have watches tested and officially certified according to the European standards for diving equipment. Also these tests are performed at regular intervals for all these watches. The testing and certification according to the European standards EN250 and EN14143 was completely new territory for both sides. This was the case because the standards for diving equipment cannot be applied to watches without modification. The experts at DNV thus adapted the standards appropriately and defined two series of tests. In the first of the two, they put the timepieces in a test cabinet for three hours at $-20\text{ }^{\circ}\text{C}$, then for three more hours at $+50\text{ }^{\circ}\text{C}$. The timepieces were subsequently checked for accuracy and functional reliability at both temperatures. In a second test, the watches had to withstand three hours at $-30\text{ }^{\circ}\text{C}$ and 3 hours at $+70\text{ }^{\circ}\text{C}$ with 95 % humidity. The result: Temperature resistance and perfect functioning were documented and certified for the watches in the U1, U1000 (since 2007), U2, U200 (since 2009), T1, T2, U212 (since 2013), EZM 13 (since 2014), 206 (since 2019), U50 (since 2020), EZM 13.1 (since 2022), T50, U50 HYDRO (since 2023) and EZM 3 series after both tests. The UX and U50 HYDRO series watches were also certified; however, these were subjected to a modified test involving temperatures between $-20\text{ }^{\circ}\text{C}$ and $+60\text{ }^{\circ}\text{C}$ due to their battery operation and oil filling.



TEST CERTIFICATE

Certificate No:
A1444295-1E

Particulars of Manufacturer

Manufacturer: **Sinn Spezialuhren zu Frankfurt am Main**
Address: **Wilhelm-Fay-Straße 21,
65936 Frankfurt am Main,
Germany**

This is to certify:

That for the diving watch type line: **SINN US0 HYDR0**
representing the lot of serial nos: **1051.0001-1051.2000**

8 diving watches have been tested on basis of the relevant requirements of:
DNV Rules for Classification of Underwater Technology, DNV RU UWT,
Diving apparatus: Open-circuit self-contained compressed air diving apparatus EN250:2014,
Self-contained re-breathing diving apparatus EN14143:2013.

Temperature resistance and functional testing

The proper function of the watches could be determined directly after 3 hours of conditioning at -30°C as well as at +70°C and 95% relative humidity, respectively. Examinations were carried out in accordance with the requirements of the European standards EN250:2014 and EN14143:2003, as applicable to the EU Type-Examination of diving apparatus and were performed at the Zentrum für Sicherheitstechnik, der BG Bau in Haan, Germany, as confirmed by test report no. 23-1-0375, dated on 2023-10-26.

External pressure testing

Hydraulic pressure tests have been performed under supervision of an authorised representative of DNV GL SE using officially calibrated pressure gauges on 2023-09-12. Testing was carried out as stated below.

Test pressure / Corresponding water depth: **500 bar / 5000msw**
Cycles x Holding time: **1 x 1h**
Test media: **Fresh water**

After pressure testing, no watch case deformations could be noticed. The proper function of the watches has been determined and a subsequently performed examination proofed the leak tightness of the tested specimen during the pressure test.

Issued at **Hamburg, Germany** on **2023-10-27**



Digitally Signed By: Khalifa Mohamed
Location: DNV GL Hamburg, Germany
Signing Date: 19/10/2023

Mohamad Khalife
Inspection Engineer
Underwater Technology

Stamp This document has been digitally signed and will
therefore not have handwritten signatures

DNV has confirmed and certified the type-based test of temperature resistance and functionality in accordance with the European diving device standards EN250 and EN14143.



SERIES U50 HYDRO

DIVING WATCHES MADE OF GERMAN SUBMARINE STEEL WITH HYDRO TECHNOLOGY.

When impressive functionality, perfect readability and technological innovation come together, the result is versatile and robust timepieces such as the watches in the U50 HYDRO series – all of which have a comfortable diameter size of 41 mm!

Benefit of HYDRO Technology

One of the outstanding features of the U50 HYDRO, U50 HYDRO SDR (diver's bezel with Black Hard Coating on a TEGIMENT Technology basis) and U50 HYDRO S (case and diver's bezel with Black Hard Coating on a TEGIMENT Technology basis) is concealed inside the diving watches, meaning that its incredible effect becomes most evident under water: HYDRO Technology. The benefits never fail to impress experienced users: reflection-free underwater readability from any angle, absolute freedom from fogging and – thanks to the special oil filling – waterproof and pressure-resistant to 5,000 m diving depth (= 500 bar).

Image: **U50 HYDRO SDR, U50 HYDRO S** and **U50 HYDRO**.

Top suitability for everyday use

All three watches focus on a striking design with a display that concentrates on the essentials. They owe their outstanding suitability for everyday use to high-quality features with special materials, which ensure that the watches can withstand even the most adverse conditions. The case and crown are thus made of high-strength seawater-resistant German Submarine Steel. It is characterised by its extreme strength and exceptional non-magnetic properties. Another advantage that stands out for connoisseurs is its outstanding resistance to seawater. As a result, we have designed the rotating bezel to be captive in the case. Thanks to the use of TEGIMENT Technology to harden the surface, it can also easily withstand high external stresses. The result: exceptional scratch resistance. The positioning of the crown at 4 o'clock also deserves special attention. This prevents pressure on the back of the hand – even during physically demanding activities.

Ultra-reliable function

Due to the aforementioned oil filling, these three timepieces must be quartz watches, as the oscillation of the balance in a mechanical watch would be unable to overcome the high friction resistance of a liquid medium. Nevertheless, watch lovers needn't forgo the reliability typical of SINN – the long-lasting lithium battery used ensures reliable function at temperatures ranging from -20°C to $+60^{\circ}\text{C}$. The battery also has an exceptionally long service life. The movement's integrated EOL (end of life) function prevents the watch from stopping suddenly.

Tested and certified

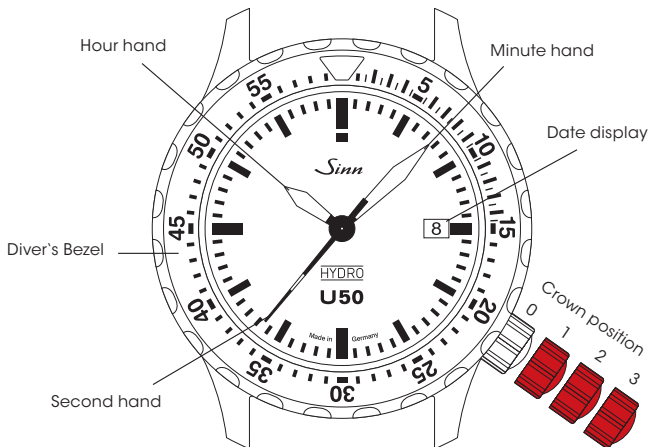
Whether for professional use or to cope with the demands of diving, all three watches are perfect for such challenges – as has also been confirmed by independent classification company DNV. On our behalf, it tests and certifies pressure resistance to a diving depth of 5,000 m (= 500 bar) and temperature resistance and functionality in accordance with the European diving device standards.

The long history of HYDRO

The use of HYDRO Technology in the U50 HYDRO series is just the culmination of more than 25 years of development and innovation. Indeed, we look back on an extremely successful history with this technology, not least because it is inextricably linked with such renowned names as the GSG 9. After all, in the case of the UX, professional users in particular appreciate the practical benefits of HYDRO Technology.

The first model to unveil the technology was the 403 HYDRO in 1996. As well as setting the benchmark, this watch provided the inspiration for the next milestones, which were reached in 1997 with the launch of today's legendary mission timers: the EZM 1 – equipped with a mechanical movement – for the special unit of the Central Customs Support Group ZUZ (Zentrale Unterstützungsgruppe Zoll) and the EZM 2 – with HYDRO Technology – for the maritime unit of the German Border Protection Group 9 (GSG 9). Further highlights included the UX (EZM 2B) series and, above all, the UX GSG 9 (EZM 2B) series for the maritime unit of a special German police task force (2004/2005). Our UX S model has been used by soldiers in Germany's commando frogman force KSM (Kommando Spezialkräfte der Marine) since 2016.

INSTRUCTIONS FOR USE



Time adjustment (crown position 3)

The crown is screwable (crown position 0). To loosen the crown, turn it *counter-clockwise* (crown position 1). In crown position 3, the motion is paused. This helps you to set the watch precisely. Please make sure the date changes at midnight and not at midday. Just move the hands forward until the date changes. Afterwards you attempt to set the time. We recommend moving the hands past the desired minute marker and then adjusting it backwards. The movement restarts as soon as the crown is no longer in position 3.

Quick date adjustment (crown position 2)

Set the crown in position 2 and turn it *counter-clockwise* until the correct date appears in the date display window.

Please take care to fasten the crown after making adjustments.

Changing the battery

The battery used has a high capacity and a service life of at least five years. It must be replaced when the second hand no longer jumps by seconds, but by four seconds. The watch will continue to run for one to two weeks in this mode. As the watch is filled with a liquid, please only have the battery replaced by our customer service centre in Frankfurt am Main. For further information, please refer to the **ADVICE** section in this booklet and in the "Customer Service" menu at www.sinn.de/en.

USING THE DIVER'S BEZEL TO MEASURE TIME

The diver's bezel is a rotatable bezel that can be set to the minute and only be rotated in one direction to prevent accidental adjustment. It has a luminous main marker which can be used in various ways. It can be used to highlight important time periods. Use it, for example, to mark the start of a period of time; the elapsed time can then be read off at a glance at any time.





ASSEMBLING AND ADJUSTING OF STRAPS

If you are not sure how to assemble, shorten or lengthen the watch straps, please contact your specialist SINN retailer directly or one of our watchmakers in customer service in Frankfurt am Main. We would also be happy to help you over the telephone.

Adjusting the length of the solid bracelet

Determine the relative lengths of the two sides before adjusting the length of the bracelet. To ensure maximum comfort, both sides of the bracelet should contain the same number of links. If this is not possible, the top bracelet strap (above the 12 on the clock) should be longer.

It is not necessary to detach the solid bracelet from the watch or the clasp.

1. Loosen the screws on the side of the bracelet link which is to be removed or added.
2. Remove the superfluous bracelet link or insert a new one.
3. Before screwing tight, add a small drop (no more!) of thread-locker (AN 302-42 medium-tight) to the thread of the bracelet screw.



Warning

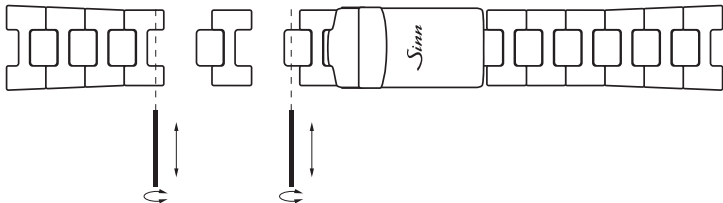
Safety note!

Thread-locker (AN 302-42 medium-tight) contains:

2-hydroxyethyl methacrylate, cumene hydroperoxide.

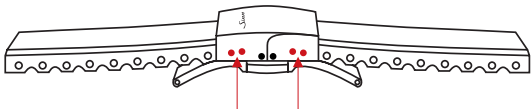
May cause an allergic skin reaction. May cause respiratory irritation.

Wear protective gloves. UFI: 51T6-80C3-800Q-SCR2




Adjusting the length of the silicone strap

1. Release the silicone band from the clasp. To do so, use the pointed end of the band replacement tool to push the spring bar out of the fastener. The other side of the spring bar can be removed while the fastener is open, enabling you to remove the silicone band.

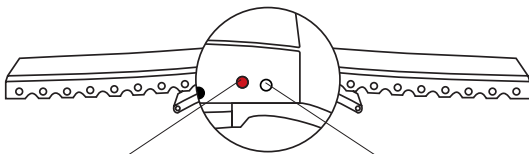
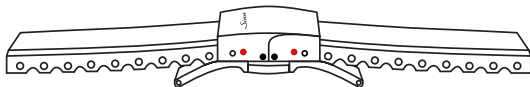


2. Using a knife or scissors, cut the silicone band in the middle between two metal pins. You should shorten the band symmetrically and little by little, starting from the clasp, until you have reached the desired length. Test the length from time to time before proceeding. Shortening both ends by the length of one metal pin results in a total difference of 10 mm in the length of the strap; shortening one end reduces the length by 5 mm.



3. Remove the first metal pin and replace it with the spring bar. Then reattach the clasp to the band.

4. Assembling the butterfly folding clasp as follows:
We recommend first inserting the bar at the red marker, as per the illustration.
If the silicone strap is too tight, use the option shown in the illustration by the white marker.



Hole for spring bar:
Tight-fitting strap

Hole for spring bar:
Extend strap

If you want to shorten the overall length of the silicone strap, refer to steps 1 to 3.

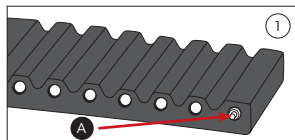

Silicone strap with folding clasp with strap-length quick adjustment

Step 1:

Fitting the folding clasp with strap-length quick adjustment

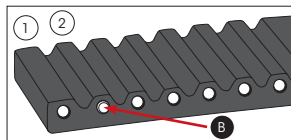

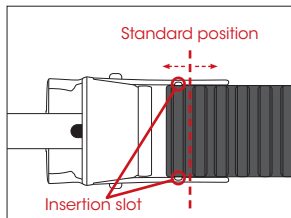
We recommend that you fit the folding clasp before shortening the silicone strap. Doing so will enable you to make a better assessment of whether you need to shorten the silicone strap. To avoid misunderstandings or mistakes, you should fit the two halves of the silicone strap exactly as described below.

On the silicone strap half with the SINN logo, insert spring bar **A** (see diagram) into the empty hole at position **1**. If a spring bar has already been pre-installed, replace this in any case with spring bar **A**. Then attach the folding clasp to this silicone strap half. To do this, insert the silicone strap half with the spring bar on one side into the hole in the folding clasp. Using the band replacement tool, press on the plate on the opposite side of the spring bar to position it in the hole. Pull on it to check whether the folding clasp is secure.



Next, on the silicone strap half without the SINN logo, remove the metal pin at position (2) and replace it by stud **B** (see diagram). Slide the stud as centrally as possible into position (2), so that both tapered ends of the stud protrude laterally from the strap. Then place the removed metal pin into the empty hole at position (1). If a spring bar is already pre-installed at this position, remove it and insert the metal pin referred to above. The pin acts as an adjustment tool and increases the stability of the strap guide when pulled laterally (see **Step 2**).

Open the retaining bar on the unfolded folding clasp and guide the silicone strap half with the stud from above via the insertion slot into the guide rails of the folding clasp. Position the silicone strap so that you can move it at least one position forward and one position back (standard position, see diagram). Then close the retaining bar again.



Step 2:

Strap-length quick adjustment

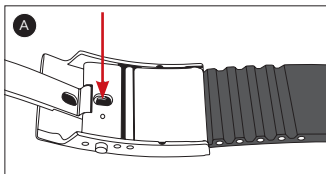
First, try on the fully fitted silicone strap on your wrist before you carry out a quick adjustment to the strap length.

To carry out an adjustment, proceed as follows (see diagrams).

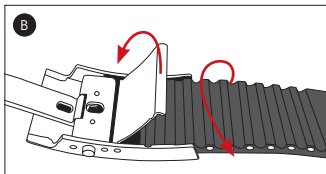
Please note: To use the quick adjustment, take the watch off your wrist.

A. Take the folding clasp in your hand.

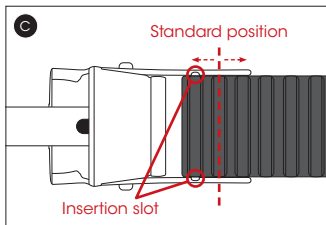
To fix your grip, press firmly on the underside of the folding clasp with your thumb. Ensure that you do not obstruct the retaining bar with your thumb.



B. Hold the silicone strap with your other hand to open the retaining bar with a lever action. To do this, fold the side of the silicone strap facing away from you upwards.



- C. From the standard position, the silicone strap can be moved one position forward or back. To make the silicone strap tighter, move it one position to the left. To make the silicone strap looser, move it one position to the right.



After making the adjustment, press the retainer bar back into the appropriate free spindle on the silicone strap. Check whether the retainer bar is securely locked into place.

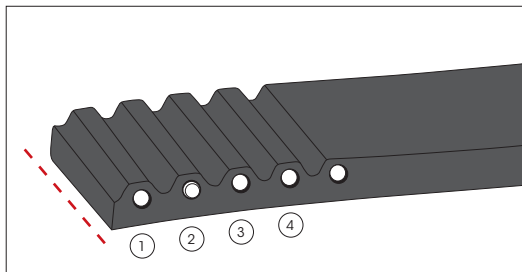
Step 3:

Shortening the silicone strap

Be very careful when shortening the silicone strap!

In all cases, shortening of the silicone strap should be carried out symmetrically and on a step-by-step basis until the desired strap length has been achieved. If asymmetric shortening is necessary, the contact side should be shortened more. Keep trying on the silicone strap in between. Shortening on both sides by one hole in each case corresponds to a reduction of the total size by 10 mm – a one-sided length reduction of 5 mm.

Please note: As described in **Step 3**, the stud on the silicone strap half without the SINN logo must always be in position (2), a metal pin is always located in position (1). Use the stud to determine the margin for the strap-length quick adjustment so that you will be able to compensate for a changed wrist circumference (e.g. due to temperature-related variations). To use a minimum margin, at least four positions should always be occupied on the silicone strap half without the SINN logo, in the following sequence: Metal pin (1), stud (2) and two additional metal pins (3) (4) (see diagram).



First, shorten the silicone strap half for the strap-length quick adjustment (without the SINN logo). To do this, sever the silicone strap with a knife or pair of scissors centrally between the last metal pin and the stud in position ②. After severing the silicone strap, remove the stud and replace it with a metal pin. Replace the stud at the second-to-last position after first removing the metal pin. Open the retaining bar on the folding clasp and guide the shortened silicone strap half with the stud from above via the insertion slot into the guide rails of the folding clasp. From the standard position, the silicone strap can be move one position forward or back (see diagram © **Step 2**). Close the retainer bar and try on the silicone strap.

If a further shortening is necessary, you will then need to carry this out on the silicone strap half with the SINN logo. To do this, you will first need to remove the folding clasp. After doing this, sever the silicone strap again with a knife or pair of scissors – centrally between the spring bar and the metal pin. After severing the strap, replace the outermost metal pin with the spring bar and then reattach the folding clasp to the silicone strap (see **Step 1**). Try on the silicone strap.

You can use this principle to make any additional shortenings that may be necessary.



Luminous design

TECHNICAL DETAILS

Quartz Movement

- Ronda 715 Li - SWISS MADE
- Extremely long battery service life
- End of Life function
- 5 bearing jewels
- Anti-magnetic as per DIN 8309
- Functionally reliable at temperatures from -20 °C up to +60 °C

Tests and Certification

- As per European diving equipment norms EN250 and EN14143, tested and certified by DNV
- Waterproof and pressure-resistant to 5,000 m diving depth (= 500 bar), tested and certified by DNV
- According to the technical demands for the diving norm DIN 8306
- Low pressure resistant

Dial and Hands

- Matte black dial
- Indices coated with luminescent colour
- Hour, minute and second hand coated with luminescent colour

Functions

- Hours, minutes, seconds
- Date display
- Diver's bezel with minute ratcheting and luminous key mark

Watch Case

- Case made of German Submarine Steel, bead-blasted
- Sapphire crystal glass in front, anti-reflective on both sides
- Case back screw-fastened
- Crown screwable
- Captive bezel
- Band lug width 20 mm
- Case diameter 41 mm
- **U50 HYDRO:** Bezel with TEGIMENT Technology, therefore especially scratch-resistant
- **U50 HYDRO SDR:** Bezel with Black Hard Coating on a TEGIMENT Technology basis
- **U50 HYDRO S:** Black Hard Coating on a TEGIMENT Technology basis

ADVICE

Impermeability

Before leaving our workshop, your watch has undergone a number of rigorous tests. However, as sealing elements are constantly subject to ageing and wear and tear, occasional checks are necessary to ensure everything is in proper working order. The U50 HYDRO series is specially designed to prevent water from penetrating the case. Rather than the standard annual water-resistance checks recommended for diving watches, in this case we recommend checking the watch for the appearance of bubbles in the filling fluid. You can carry out these checks yourself. First make sure that the watch is at room temperature. This may take up to four hours. If a bubble appears underneath the glass at this temperature, this indicates that the seal is no longer watertight and that the watch should be brought in for servicing. Note: The filling fluid poses absolutely no health risk. In the event of a leakage, it will simply evaporate from the case without leaving any residue.

Accuracy

The U50 HYDRO series is equipped with a Swiss quartz movement (Ronda) of the highest quality. The accuracy of the clocks supplied by us is approx. 0 to +20 seconds per month in relation to room temperature. In the event of a deviation, please keep a weekly record of the watch's timekeeping over an extended period, for example one month.

Do you have any questions? Our employees will be pleased to advise you.

Telephone: + 49 (0)69 / 97 84 14-400

Telefax: + 49 (0)69 / 97 84 14-401

E-mail: service@sinn.de

SERVICE

Does your SINN watch need an inspection, repair, retrofitting or reconditioning?

If possible, please use our service order form. For information about our service order form, please refer to the section entitled "Customer Service" on our website www.sinn.de/en and to the section entitled "Servicing and repairs" in our general terms and conditions at www.sinn.de/en. We would be happy to send you a copy of the general terms and conditions.

Our international partners generally offer on-site service. However, should they be unable to provide a certain service, they will organise the safe dispatch and return of the SINN watch to our manufactory in Germany. Please be aware that our partners will wait until they have a sufficient number of SINN watches before they post a shipment, in order to keep transport costs and customs duties to a minimum. This will increase the processing time.

Alternatively, you can send your SINN watch to us directly. You will be required to cover the postage costs for the delivery and return shipment, which vary depending on the country. For insurance reasons, we strongly recommend sending us any return goods by registered parcel post. We regret that we are unable to accept deliveries with unpaid postage!

In case you have a chance to drop off your watch directly at our office in Frankfurt am Main we look forward to your visit. Please make a note of our opening times.

For information about our service, please refer to the section entitled "Customer Service" on our website www.sinn.de/en or +49 (0)69 / 97 84 14-400.

DECLARATION OF CONFORMITY

Sinn Spezialuhren GmbH, as manufacturer, hereby declares under its sole responsibility that the wristwatches in model series U50 HYDRO comply with the material requirements and other relevant provisions of Directive 2011/65/EU of the European Parliament and of the Council of 8 June 2011 on the restriction of the use of certain hazardous substances in electrical and electronic equipment.



The CE mark confirms that the device complies with the above standards and regulations.

Conformity was assessed and approved on the basis of the components included in the delivery. Conformity cannot be guaranteed if other components are used that have not been approved by Sinn Spezialuhren GmbH.

Sinn Spezialuhren GmbH
Wilhelm-Fay-Strasse 21
65936 Frankfurt am Main
Germany

LEGAL DISPOSAL NOTICE

In many cases, old electrical and electronic devices as well as standard and rechargeable batteries still contain valuable materials. However, they also contain harmful substances that were necessary for their functionality and safety. When placed in the residual waste, or if handled incorrectly, these may be harmful to human health and the environment. For this reason, the separate collection and recycling of old electrical and electronic devices and used batteries is of particular importance for the environment and for health.

Electrical and electronic devices as well as standard and rechargeable batteries are under no circumstances to be disposed of with household waste. The displayed symbol showing a crossed-out waste bin advises you of this.



You are legally obliged to return your old electrical and electronic devices, used standard batteries and old rechargeable

batteries to an appropriate collection point. These products can be handed in, free of charge, at the collection point established in your town of residence for the return and processing of old electrical and electronic devices.

Standard and rechargeable batteries can also be put into battery collection boxes at retailers or other appropriate collection points free of charge. Old standard batteries and rechargeable batteries from our range can also be returned to our showrooms or sent back to us free of charge.

If possible, remove the standard batteries or rechargeable batteries from the old device and dispose of both separately. If the standard batteries or rechargeable batteries cannot be removed easily by hand or with basic tools, then these devices can be disposed of as a whole. Special containers or collection points are often available for such devices.

Sinn

SPEZIALUHREN ZU FRANKFURT AM MAIN



© Sinn Spezialuhren GmbH

1. Auflage / 1st Edition

11 2023

Technische Änderungen vorbehalten.

Technical specifications are subject to changes.

WEEE-Reg.-Nr.: 75393444

